

Diplexer

WGDP-20121315D1T

1100 to 1300MHz (1500 to 2500MHz)

Ver. A
20220707

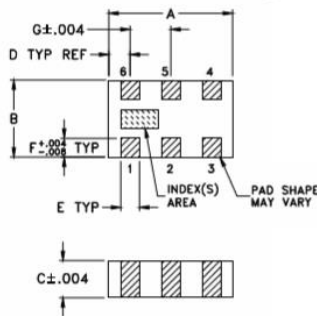
Maximum Rating

Operating Temperature	-40°C~+85°C
Storage Temperature	-40°C~+85°C
RF Input Power	2W max at 25°C

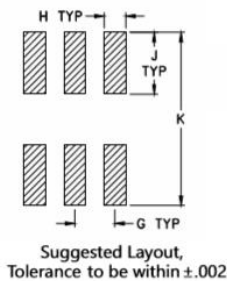
Pin Connections

Low Pass Port	6
High Pass Port	4
Common Port	2
Ground	1,3,5

Outline Drawing



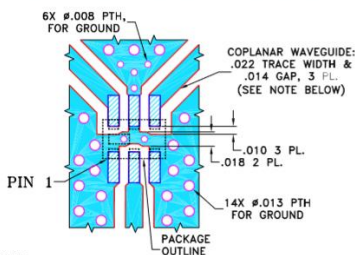
PCB Land Pattern



Outline Dimensions (inch/mm)

A	B	C	D	E	F
.078	.049	.033	.014	.012	.012
2.00	1.25	0.85	0.36	0.30	0.30
G	H	J	K	wt	
.026	.014	.039	.110	grams	
0.66	0.36	1.00	2.80	.005	

Evaluation Board MCL P/N: TB-DP2012



NOTES:

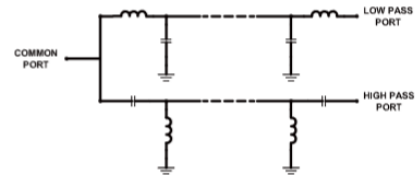
- COPLANAR WAVEGUIDE IS SHOWN FOR ROGERS RO4350B WITH DIELECTRIC THICKNESS .010" ± .001", COPPER: 1/2 OZ. EACH SIDE. FOR OTHER MATERIALS TRACE WIDTH AND GAP MAY NEED TO BE MODIFIED.
- BOTTOM SIDE OF THE PCB IS CONTINUOUS GROUND PLANE.
- DENOTES PCB COPPER LAYOUT WITH SMOBC (SOLDER MASK OVER BARE COPPER).
- DENOTES COPPER LAND PATTERN FREE OF SOLDER MASK.

Features

- High Performance
- Small Size
- High rejection
- Ultra Low I.L.
- Temperature Stable
- LTCC Structure



RoHS Compliant



Functional Schematic

Application

- 2.4GHz ISM Band RF Application
- Transmitters/Receivers
- Beidou, GPS navigation

Electrical Specifications⁽¹⁾ at 25°C

Low-Band						
Parameter		Frequency (MHz)	MIN	Typ.	MAX	Unit
Pass Band	Insertion Loss	1100-1300	-	2.0	2.5	dB
	VSWR	1100-1300	-	1.5	1.9	:1
Stop Band	Rejection Loss	1700-2500	20	25	-	dB
		3100-4200	20	23	-	dB

High-Band						
Parameter		Frequency (MHz)	MIN	Typ.	MAX	Unit
Pass Band	Insertion Loss	1500-2500	-	2.0	2.5	dB
	VSWR	1500-2500	-	1.6	1.9	:1
Stop Band	Rejection Loss	DC-511	15	17	-	dB
		1172-1268	20	22	-	dB

Common						
Parameter		Frequency (MHz)	MIN	Typ.	MAX	Unit
VSWR		1100-1300	-	1.6	2.0	dB
		1500-2500	-	1.6	2.0	:1
Power Handling(W)			-	-	2	W
Characteristic Impedance(ohm)			50(Nominal)			

Notes

- The specifications are tested at 25°C±5°C, relative humidity 55~75%.
 - Other quality and characteristic not specify in this datasheet.
- Please contact us for detail requirements.



Well Genius Technology (Shanghai) LTD.

Room 1001, Block C, Hi-Tech Building, No.900 Yi Shan Rd, Shanghai, P.R.C, 200233

Tel: (021) 6495 8888

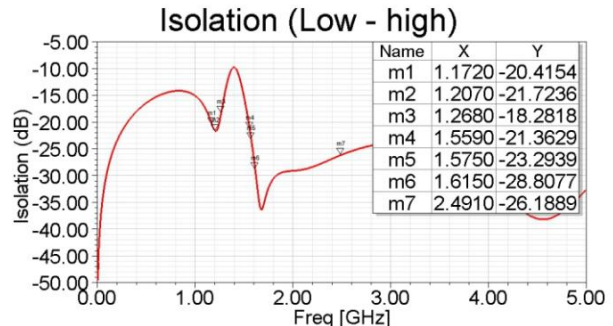
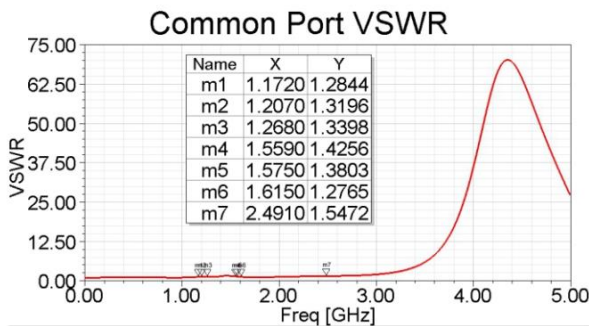
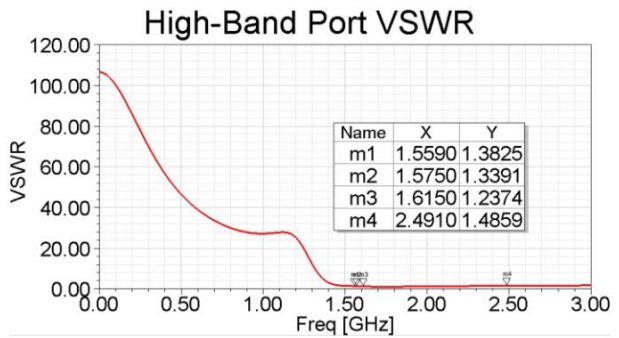
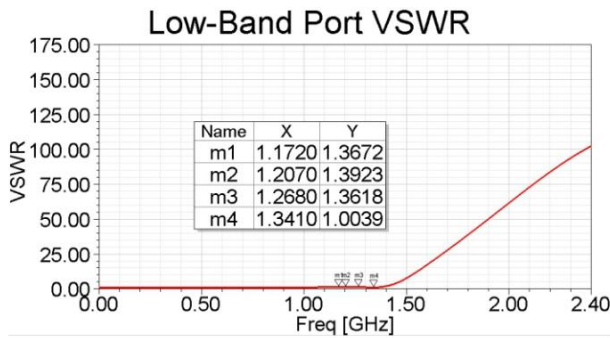
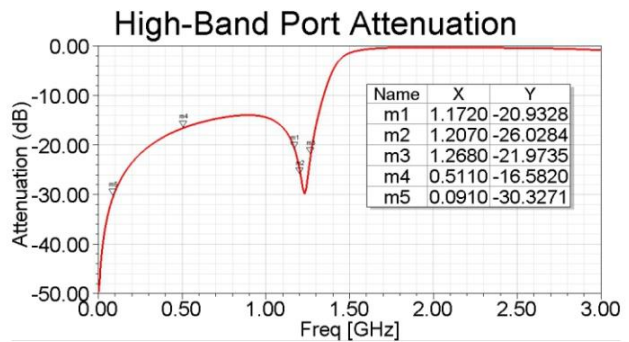
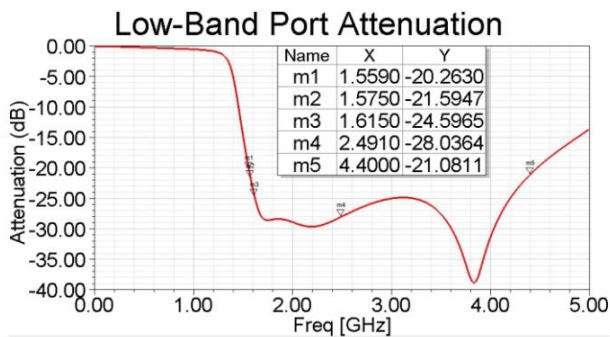
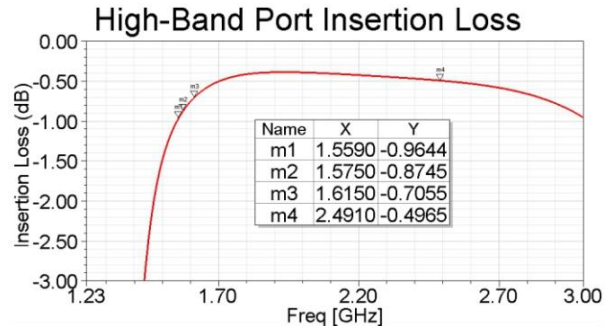
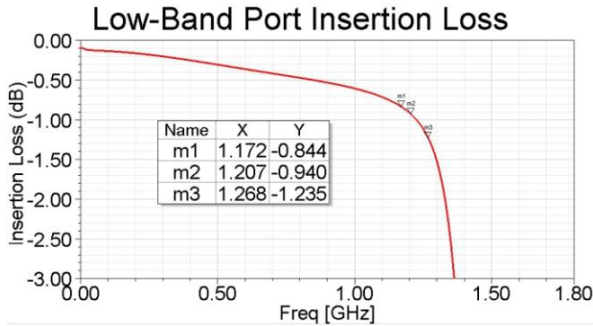
Fax: (021) 5423 5889

www.wellgenius.com

Diplexer

WGDP-20121315D1T

典型频率特性 Frequency characteristics



Well Genius Technology (Shanghai) LTD.

Room 1001, Block C, Hi-Tech Building, No.900 Yi Shan Rd, Shanghai, P.R.C, 200233

Tel: (021) 6495 8888

Fax: (021) 5423 5889

www.wellgenius.com