

Band Pass Filter

WGLB-01690

50Ω 1570 to 1810 MHz

Ver. A
2019.6.26

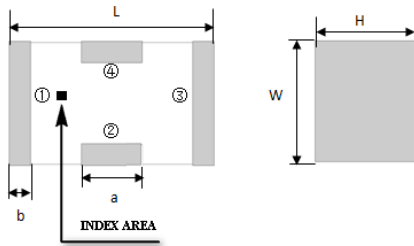
Maximum Rating

Operating Temperature	-55°C~+100°C
Storage Temperature	-55°C~+100°C
RF Input Power	5W max at 25°C

Pin Connections

RF Input	1
RF Output	3
Ground	2,4

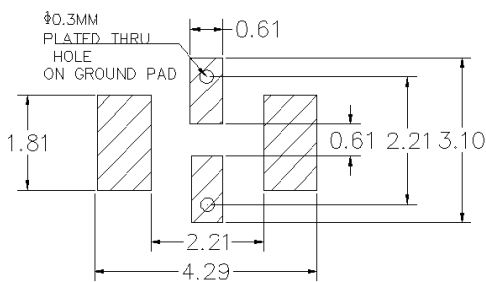
Outline Drawing



Outline Dimension(mm)

W	L	H
1.6±0.2	3.2±0.2	1.0±0.2
a	b	
0.8±0.1	0.5±0.1	

PCB Land Pattern(mm)



SUGGESTED LAYOUT


TOLERANCE TO BE WITHIN ±0.05mm

Features

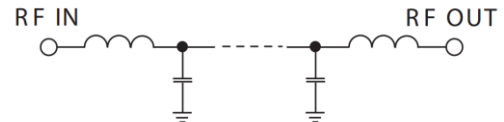
- High Performance
- Small Size
- Wide Band
- Ultra Low I.L.
- Temperature Stable
- LTCC Structure

Application

- Harmonic Rejection
- Transmitters/Receivers
- Lab Use



RoHS Compliant



Functional Schematic

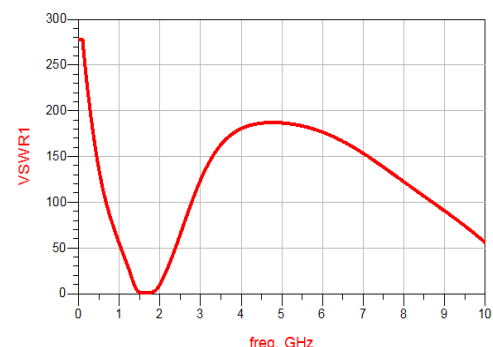
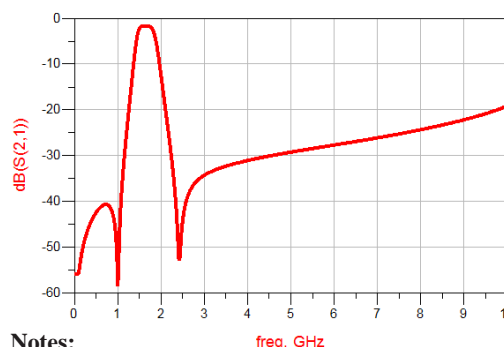
Electrical Specifications⁽¹⁾ at 25°C

Parameter		Frequency (MHz)	MIN	Typ.	MAX	Unit
Pass Band	Center Frequency	-	-	1690	-	MHz
	Insertion Loss	1570-1810	-	2.5	5.0	dB
	VSWR	1570-1810	-	1.3	2.0	:1
Stop Band	Rejection Loss	DC-1200	20	30	-	dB
		2170-4400	20	30	-	dB
		5000	15	25	-	dB

(1) Test on our Demo Board.

Typical Performance at 25°C

Frequency (MHz)	Insertion Loss (dB)	VSWR (:1)
50	55.86	277.5
300	46.51	194.7
500	42.50	135.7
1000	57.76	54.67
1200	25.49	31.16
1400	7.21	6.18
1570	1.71	1.16
1810	2.58	1.60
2000	12.48	10.10
2170	24.92	25.96
2800	35.85	102.21
3900	31.32	178.13
4200	30.68	183.8
4400	30.30	185.83
5700	28.17	181.1



Notes:

- The specifications are tested at 25°C±5°C, relative humidity 55~75%.
- Other quality and characteristic not specify in this datasheet. Please contact us for detail requirements.



Well Genius Technology (Shanghai) LTD.