

Low Pass Filter

WGLL-00800-A

50Ω

DC to 800 MHz

Ver. A
2018.5.20

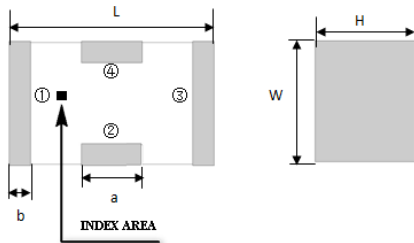
Maximum Rating

Operating Temperature	-55°C~+100°C
Storage Temperature	-55°C~+100°C
RF Input Power	5W max at 25°C

Pin Connections

RF Input	1
RF Output	3
Ground	2,4

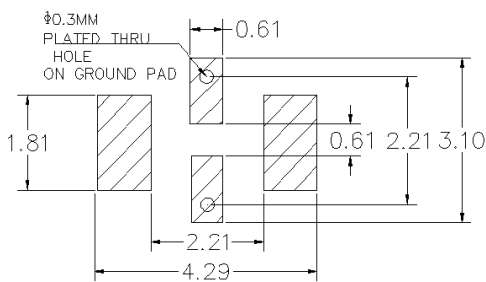
Outline Drawing



Outline Dimension(mm)

W	L	H
1.6±0.2	3.2±0.2	1.0±0.2
a	b	
0.8±0.1	0.5±0.1	

PCB Land Pattern(mm)



SUGGESTED LAYOUT


TOLERANCE TO BE WITHIN ±0.05mm

Features

- High Performance
- Small Size
- Wide Band
- Ultra Low I.L.
- Temperature Stable
- LTCC Structure

Application

- Harmonic Rejection
- Transmitters/Receivers
- Lab Use



RoHS Compliant



Functional Schematic

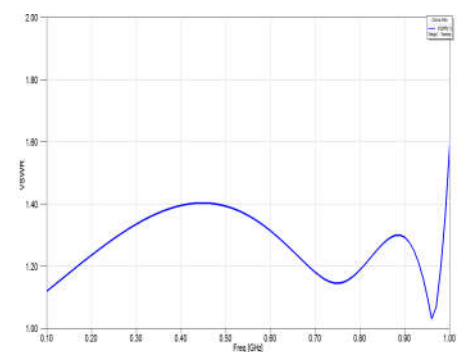
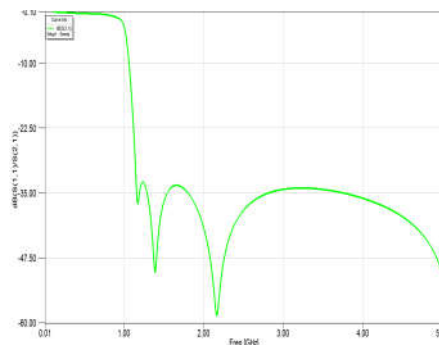
Electrical Specifications⁽¹⁾ at 25°C

Parameter	Frequency (MHz)	MIN	Typ.	MAX	Unit	
Pass Band	Insertion Loss	DC-800	-	1.1	1.3	dB
	Freq. Cut-off	1000	-	3.0	-	dB
	VSWR	DC-800	-	1.2	1.5	:1
Stop Band	Rejection Loss	1400	20	30	-	dB
		1500-4600	20	30	-	dB
		5000	15	25	-	dB

(1) Test on our Demo Board.

Typical Performance at 25°C

Frequency (MHz)	Insertion Loss (dB)	VSWR (:1)
10	0.08	1.03
100	0.21	1.11
800	0.78	1.18
990	2.5	1.35
1030	5.5	2.74
1300	35.96	16.62
1400	49.01	18.12
1500	36.64	19.46
1600	36.27	21.09
1700	33.84	23.2
2000	41.71	32.82
3000	34.05	23.36
3500	34.32	21.10
4500	39.59	20.09
5000	50.7	18.09



Notes:

- The specifications are tested at 25°C±5°C, relative humidity 55~75%.
- Other quality and characteristic not specify in this datasheet. Please contact us for detail requirements.



Well Genius Technology (Shanghai) LTD.

Room 904, Block B, Hi-Tech Building, No.900 Yi Shan Rd, Shanghai, P.R.C Tel: (021) 6495 8888 Fax: (021) 5423 5889 Zip Code: 200233