

# Low Pass Filter

WGLL-00490

50Ω

DC to 490MHz

Ver. A  
2020.08.10

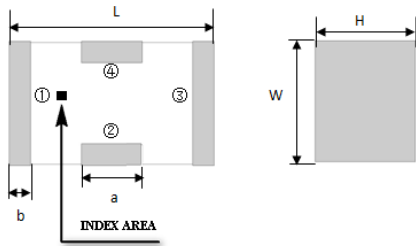
## Maximum Rating

Operating Temperature	-55°C~+100°C
Storage Temperature	-55°C~+100°C
RF Input Power	5W max at 25°C

## Pin Connections

RF Input	1
RF Output	3
Ground	2,4

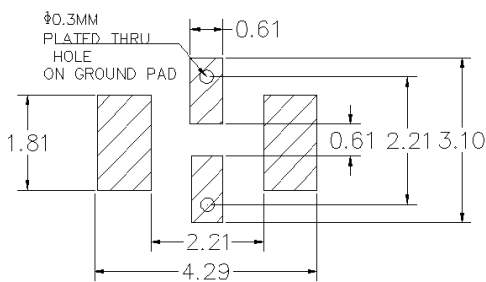
## Outline Drawing



## Outline Dimension(mm)

W	L	H
1.6±0.2	3.2±0.2	1.0±0.2
a	b	
0.8±0.1	0.5±0.1	

## PCB Land Pattern(mm)



SUGGESTED LAYOUT


TOLERANCE TO BE WITHIN ±0.05mm

## Features

- High Performance
- Small Size
- Wide Band
- Ultra Low I.L.
- Temperature Stable
- LTCC Structure

## Application

- Harmonic Rejection
- Transmitters/Receivers
- Lab Use



RoHS Compliant



Functional Schematic

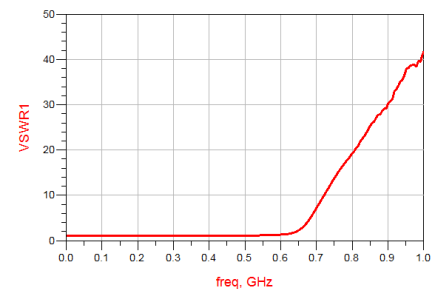
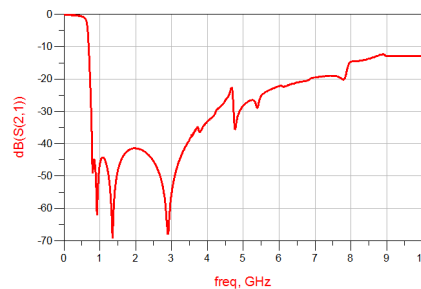
## Electrical Specifications<sup>(1)</sup> at 25°C

Parameter	Frequency (MHz)	MIN	Typ.	MAX	Unit	
Pass Band	Insertion Loss	DC-490	-	0.8	1.2	dB
	Freq. Cut-off	640	-	3.0	-	dB
	VSWR	DC-490	-	1.2	1.5	:1
Stop Band	Rejection Loss	760	20	30	-	dB
		800-3400	30	40	-	dB
		4100	20	30	-	dB

(1) Tested on Demo Board.

## Typical Performance at 25°C

Frequency (MHz)	Insertion Loss (dB)	VSWR (:1)
50	0.105	1.023
100	0.145	1.025
490	0.643	1.055
640	3.0	1.873
780	40.68	17.22
800	49.12	19.29
920	62.12	33.09
1000	46.26	41.65
1300	56.25	66.79
2000	41.42	91.08
2500	45.6	92.125
3000	55.15	97.75
4000	33.18	77.08
5000	28.19	58.36
6000	22.23	39.7



## Notes

- The specifications are tested at 25°C±5°C, relative humidity 55~75%.
- Other quality and characteristic not specify in this datasheet. Please contact us for detail requirements.



Well Genius Technology (Shanghai) LTD.

Room 904, Block B, Hi-Tech Building, No.900 Yi Shan Rd, Shanghai, P.R.C Tel: (021) 6495 8888 Fax: (021) 5423 5889 Zip Code: 200233