

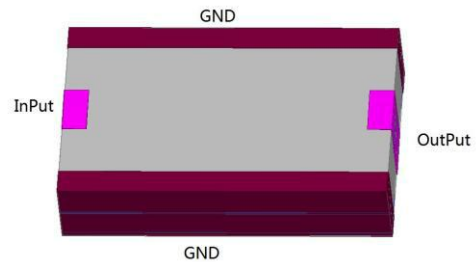
3000 MHz Low Pass Filter

SPECIFICATION

Version: 02 Data: 2016/9/6

Features:

- 3-D structure, small size 3.2mm*1.6mm*1mm
- Band width(DC-3000MHz)
- Ultra Low I.L.($<1.0\text{dB}$)
- Integrated multilayer passive LTCC process
- Temperature stable, High performance, Shielded
- SMT



+RoHS Compliant

Descriptions

1. This product complies with the specification and GJB2600-1996. Following this specification when it is not agreement with GJB2600-1996.
2. Inspection, no damage, no crack, no residue; signs clear.
3. Screening
 - ◇ It has been considered that relevant materials and processes can meet following environmental requirements during design and process selection.
 - ◇ Temperature cycle: according to method 1010A in GJB548A-1996
 - ◇ Frequency sweep vibration: according to method 2007 in GJB548A-1996
 - ◇ Mechanical shock: according to method 2002A in GJB548A-1996
 - ◇ Moisture-proof: according to method 1004A in GJB548A-1996
 - ◇ Solderability: according to method 3.14 in GJB548A-1996

Applications

Microwave low pass filter series products are designed for radio, satellite communications, radar and other communications field. It can simplify the circuit and reduce the complex tuning work with low insert loss, high stop band attenuation and small size SMD design.



Well Genius Technology (ShangHai) LTD.

LTCC Filter (Preliminary)

WGLL-03000-B

50Ω DC to 3000 MHz

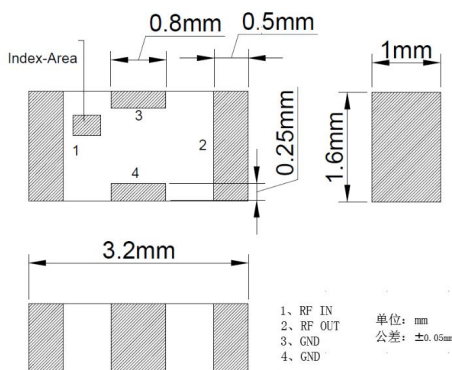
Structure and materials

| | |
|---------------|---------------------|
| Resonant body | Dielectric material |
| Input/output | Ar |
| Ground | Ar |

Pad Connections

| | |
|-----------|-----|
| RF Input | 1 |
| RF Output | 2 |
| Ground | 3/4 |

Outline Drawing



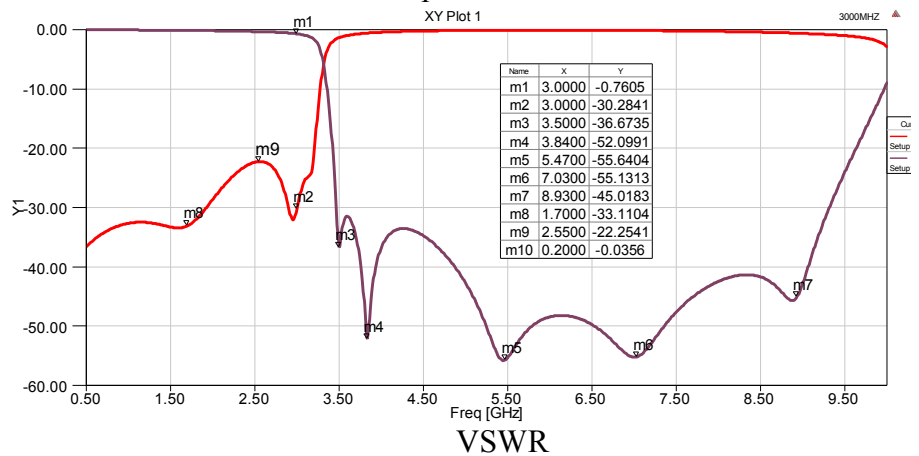
Work conditions

| | |
|-------------------|-----------|
| Work Temp | -55℃~+85℃ |
| Storage Temp | -55℃~+85℃ |
| Input power(MAX) | 5W |
| Relative humidity | 55~75%RH |

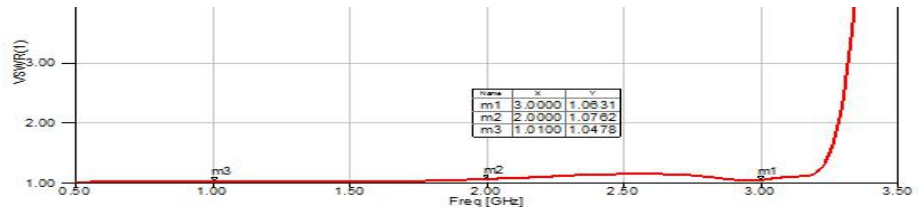
Electrical Specifications*^b (at 25℃)

| Parameter | Frequency (MHz) | MIN | Typ. | MAX | Unit |
|----------------|------------------|---------|------|------|------|
| Pass Band | Center Freq | \ | \ | 3000 | MHz |
| | IL* ^a | DC-3000 | | 0.8 | dB |
| | VSWR | DC-3000 | | 1.2 | |
| Stop Band Att. | Room temp | 3500 | 36.7 | | dB |
| | | 8930 | 45 | | dB |

Stop band Attenuation



VSWR



MPE*^c

| Item | Fo | I.L. | Bandwidth | In-band Ripple | VSWR | Stopband Att |
|-------|----------|---------|-----------|----------------|------|--------------|
| Error | ±2.0 MHz | ±0.5 dB | ±5.0 MHz | ±0.5 dB | ±0.2 | ±2.0 dB |

Additional Notes

- *a. Insertion loss maybe about 2dB worse than Typical value, maybe better than it;
Stop band attenuation maybe about 5dB worst than Typical value, maybe better than it.
The actual product test as the standard.
- *b. The specifications are tested at 25℃±5℃, relative humidity 55~75%RH.
- *c. Some unclear SPECS are not defined in this sheet, e.g. performance and quality.
Please contact with technical for detailed requirements.



Well Genius Technology (ShangHai) LTD.