

# Low Pass Filter

## WGLL-02600

50Ω DC to 2600 MHz

Ver. B  
2019.8.22

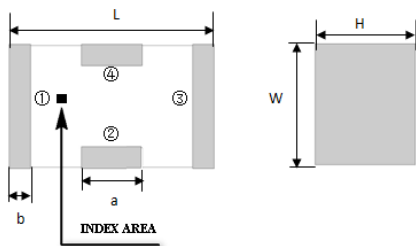
### Maximum Rating

Operating Temperature	-55°C~+100°C
Storage Temperature	-55°C~+100°C
RF Input Power	5W max at 25°C

### Pin Connections

RF Input	1
RF Output	3
Ground	2,4

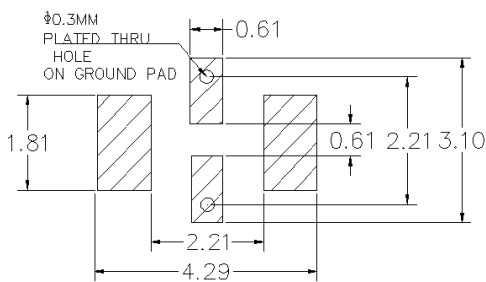
### Outline Drawing



### Outline Dimension(mm)

W	L	H
1.6±0.2	3.2±0.2	1.0±0.2
a	b	
0.8±0.1	0.5±0.1	

### PCB Land Pattern(mm)



SUGGESTED LAYOUT

TOLERANCE TO BE WITHIN ±0.05mm

### Features

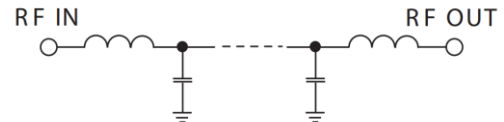
- High Performance
- Small Size
- Wide Band
- Ultra Low I.L.
- Temperature Stable
- LTCC Structure

### Application

- Harmonic Rejection
- Transmitters/Receivers
- Lab Use



RoHS Compliant



Functional Schematic

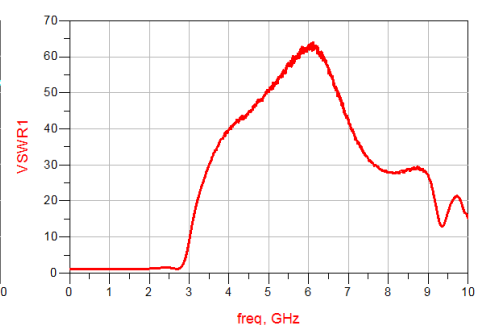
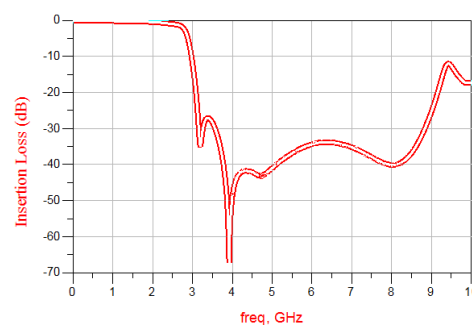
### Electrical Specifications<sup>(1)</sup> at 25°C

Parameter		Frequency (MHz)	MIN	Typ.	MAX	Unit
Pass Band	Insertion Loss	DC-2600	-	1.1	1.3	dB
	Freq. Cut-off	3125	-	3.0	-	dB
	VSWR	DC-2600	-	1.2	1.5	:1
Stop Band	Rejection Loss	3560	20	30	-	dB
		3900-8000	20	30	-	dB
		8400	20	30	-	dB

(1) Test on our Demo Board.

### Typical Performance at 25°C

Frequency (MHz)	Insertion Loss (dB)	VSWR (:1)
50	0.04	1.01
500	0.13	1.10
1000	0.22	1.16
2000	0.49	1.22
2600	1.19	1.33
2820	3.02	1.99
3000	12.00	8.89
3500	28.37	29.96
4000	48.66	39.70
5000	41.05	50.04
6000	34.38	62.86
7000	35.24	42.39
8000	40.11	27.99
9000	25.35	27.32
10000	17.31	15.31



### Notes:

- The specifications are tested at 25°C±5°C, relative humidity 55~75%.
- Other quality and characteristic not specify in this datasheet. Please contact us for detail requirements.



Well Genius Technology (Shanghai) LTD.

Room 1001, Block C, Hi-Tech Building, No.900 Yi Shan Rd, Shanghai, P.R.C, 200233

Tel: (021) 6495 8888

Fax: (021) 5423 5889

www.wellgenius.com