

# Low Pass Filter

## WGLL-01800

50Ω

DC to 1800 MHz

Ver. D

2017.11.1

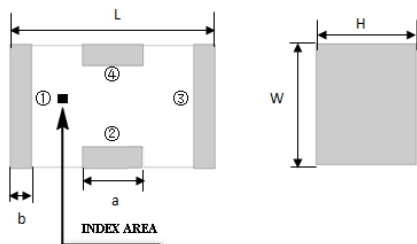
### Maximum Rating

Operating Temperature	-55°C~+100°C
Storage Temperature	-55°C~+100°C
RF Input Power	5W max at 25°C

### Pin Connections

RF Input	1
RF Output	3
Ground	2,4

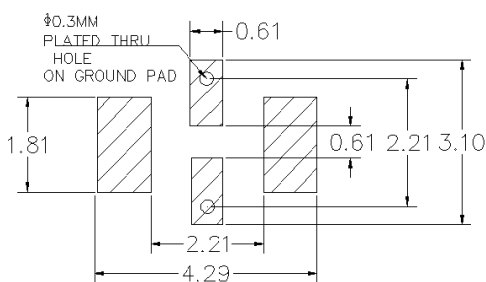
### Outline Drawing



### Outline Dimension(mm)

W	L	H
1.6±0.2	3.2±0.2	1.0±0.2
a	b	
0.8±0.1	0.5±0.1	

### PCB Land Pattern(mm)




SUGGESTED LAYOUT

TOLERANCE TO BE WITHIN ±0.05mm

### Features

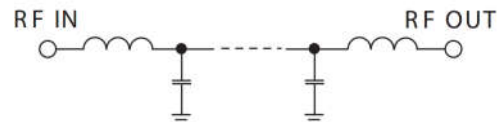
- High Performance
- Small Size
- Wide Band
- Ultra Low I.L.
- Temperature Stable
- LTCC Structure



RoHS Compliant

### Application

- Harmonic Rejection
- Transmitters/Receivers
- Lab Use



Functional Schematic

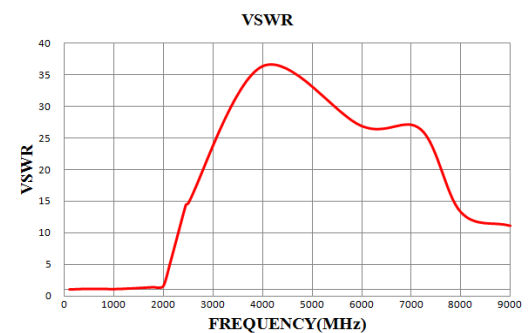
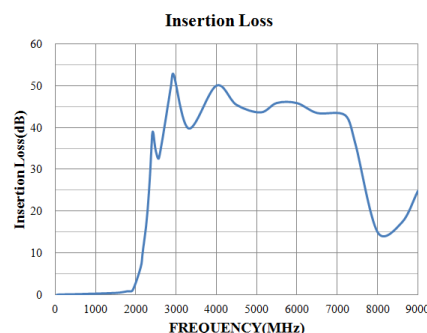
### Electrical Specifications<sup>(1)</sup> at 25°C

Parameter		Frequency (MHz)	MIN	Typ.	MAX	Unit
Pass Band	Insertion Loss	DC-1800	-	0.9	1.3	dB
	Freq. Cut-off	2060	-	3.0	-	dB
	VSWR	DC-1800	-	1.2	2.0	:1
Stop Band	Rejection Loss	2350	20	30	-	dB
		2500-7200	20	30	-	dB
		7500	20	30	-	dB

(1) Test on our Demo Board.

### Typical Performance at 25°C

Frequency (MHz)	Insertion Loss (dB)	VSWR (:1)
100	0.06	1.03
500	0.18	1.14
1000	0.30	1.09
1500	0.55	1.27
1800	0.90	1.39
1875	1.01	1.31
2000	1.76	1.64
2150	7.40	5.69
2450	38.14	14.43
2500	34.53	14.70
4000	50.07	36.37
6000	45.93	26.90
7200	42.99	26.33
8000	15.00	13.29
9000	24.90	11.13



### Notes

- The specifications are tested at 25°C±5°C, relative humidity 55~75%.
- Other quality and characteristic not specify in this datasheet. Please contact us for detail requirements.



Well Genius Technology (Shanghai) LTD.

Room 904, Block B, Hi-Tech Building, No.900 Yi Shan Rd, Shanghai, P.R.C Tel: (021) 6495 8888 Fax: (021) 5423 5889 Zip Code: 200233