

Low Pass Filter

WGLL-01500

50Ω

DC to 1500 MHz

Ver. B
2017.11.1

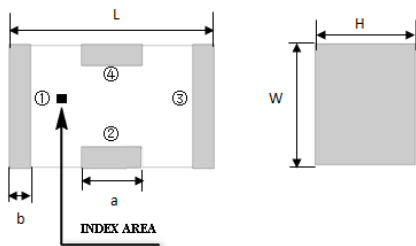
Maximum Rating

Operating Temperature	-55°C~+100°C
Storage Temperature	-55°C~+100°C
RF Input Power	5W max at 25°C

Pin Connections

RF Input	1
RF Output	3
Ground	2,4

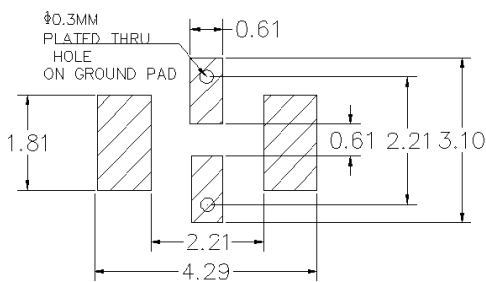
Outline Drawing



Outline Dimension(mm)

W	L	H
1.6±0.2	3.2±0.2	1.0±0.2
a	b	
0.8±0.1	0.5±0.1	

PCB Land Pattern(mm)



SUGGESTED LAYOUT


TOLERANCE TO BE WITHIN ±0.05mm

Features

- High Performance
- Small Size
- Wide Band
- Ultra Low I.L.
- Temperature Stable
- LTCC Structure

Application

- Harmonic Rejection
- Transmitters/Receivers
- Lab Use



RoHS Compliant



Functional Schematic

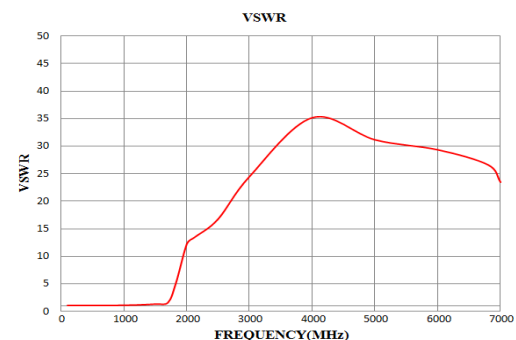
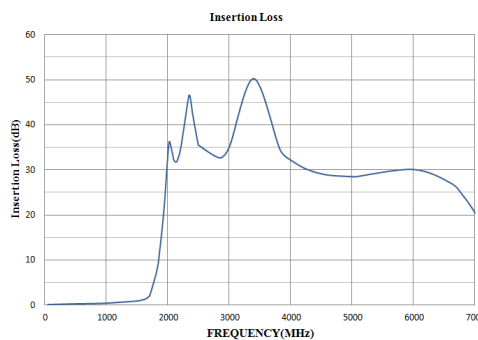
Electrical Specifications⁽¹⁾ at 25°C

Parameter		Frequency (MHz)	MIN	Typ.	MAX	Unit
Pass Band	Insertion Loss	DC-1500	-	0.9	1.3	dB
	Freq. Cut-off	1745	-	3.0	-	dB
	VSWR	DC-1500	-	1.2	2.0	:1
Stop Band	Rejection Loss	1970	15	25	-	dB
		2000-6600	20	30	-	dB
		6800	15	25	-	dB

(1) Test on our Demo Board.

Typical Performance at 25°C

Frequency (MHz)	Insertion Loss (dB)	VSWR (:1)
100	0.10	1.03
1000	0.39	1.06
1500	0.88	1.29
1700	1.93	1.55
1825	7.63	5.01
2000	32.67	12.21
2100	32.19	13.22
2150	31.79	13.61
2500	35.44	16.73
3000	34.88	24.46
4000	32.14	35.14
5000	28.42	31.11
6000	30.02	29.31
6800	24.30	26.58
7000	20.40	23.43



Notes

- The specifications are tested at 25°C±5°C, relative humidity 55~75%.
- Other quality and characteristic not specify in this datasheet. Please contact us for detail requirements.



Well Genius Technology (Shanghai) LTD.

Room 904, Block B, Hi-Tech Building, No.900 Yi Shan Rd, Shanghai, P.R.C Tel: (021) 6495 8888 Fax: (021) 5423 5889 Zip Code: 200233