

Low Pass Filter

WGLL-01325-A

50Ω

DC to 1325 MHz

Ver. A
2018.5.20

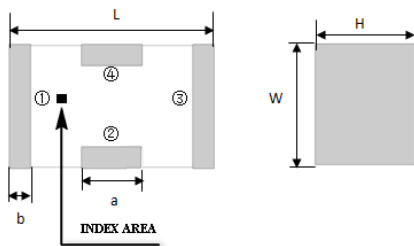
Maximum Rating

Operating Temperature	-55°C~+100°C
Storage Temperature	-55°C~+100°C
RF Input Power	5W max at 25°C

Pin Connections

RF Input	1
RF Output	3
Ground	2,4

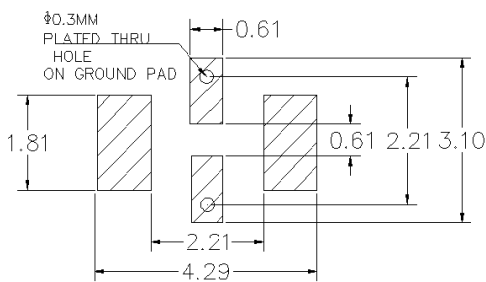
Outline Drawing



Outline Dimension(mm)

W	L	H
1.6±0.2	3.2±0.2	1.0±0.2
a	b	
0.8±0.1	0.5±0.1	

PCB Land Pattern(mm)



SUGGESTED LAYOUT


TOLERANCE TO BE WITHIN ±0.05mm

Features

- High Performance
- Small Size
- Wide Band
- Ultra Low I.L.
- Temperature Stable
- LTCC Structure

Application

- Harmonic Rejection
- Transmitters/Receivers
- Lab Use



RoHS Compliant



Functional Schematic

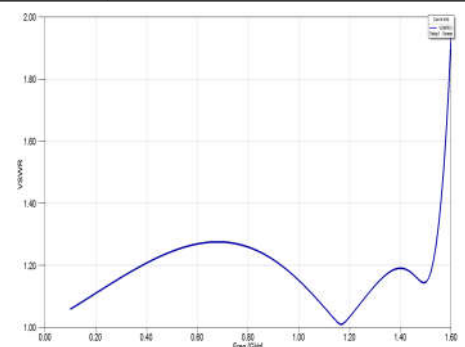
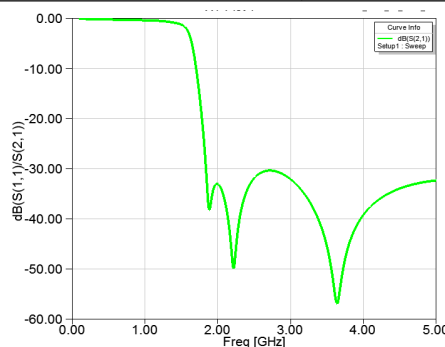
Electrical Specifications⁽¹⁾ at 25°C

Parameter	Frequency (MHz)	MIN	Typ.	MAX	Unit	
Pass Band	Insertion Loss	DC-1325	-	0.8	1.0	dB
	Freq. Cut-off	1605	-	3.0	-	dB
	VSWR	DC-1325	-	1.2	1.5	:1
Stop Band	Rejection Loss	2100	20	30	-	dB
		2200-5500	20	30	-	dB
		6000	15	25	-	dB

(1) Test on our Demo Board.

Typical Performance at 25°C

Frequency (MHz)	Insertion Loss (dB)	VSWR (:1)
100	0.16	1.03
500	0.28	1.24
1000	0.44	1.15
1325	0.74	1.15
1500	1.3	1.14
1850	32.54	15.26
2000	33.01	19.44
2200	48.26	21.96
2500	31.89	23.42
3000	32.09	28.43
3500	37.05	38.56
3600	54.16	40.98
4000	39.54	50.96
4500	33.92	62.36
5000	32.32	74.25



Notes:

- The specifications are tested at 25°C±5°C, relative humidity 55~75%.
- Other quality and characteristic not specify in this datasheet. Please contact us for detail requirements.



Well Genius Technology (Shanghai) LTD.

Room 904, Block B, Hi-Tech Building, No.900 Yi Shan Rd, Shanghai, P.R.C Tel: (021) 6495 8888 Fax: (021) 5423 5889 Zip Code: 200233