

# Low Pass Filter

## WGLL-01200

50Ω

DC to 1200 MHz

Ver. C  
2017.11.1

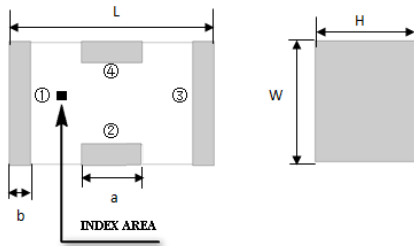
### Maximum Rating

Operating Temperature	-55°C~+100°C
Storage Temperature	-55°C~+100°C
RF Input Power	5W max at 25°C

### Pin Connections

RF Input	1
RF Output	3
Ground	2,4

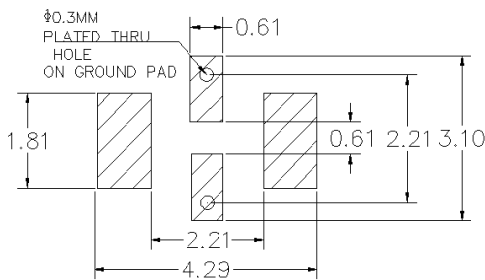
### Outline Drawing



### Outline Dimension(mm)

W	L	H
1.6±0.2	3.2±0.2	1.0±0.2
a	b	
0.8±0.1	0.5±0.1	

### PCB Land Pattern(mm)



#### SUGGESTED LAYOUT


TOLERANCE TO BE WITHIN ±0.05mm

### Features

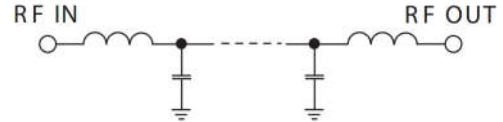
- High Performance
- Small Size
- Wide Band
- Ultra Low I.L.
- Temperature Stable
- LTCC Structure

### Application

- Harmonic Rejection
- Transmitters/Receivers
- Lab Use



RoHS Compliant



### Functional Schematic

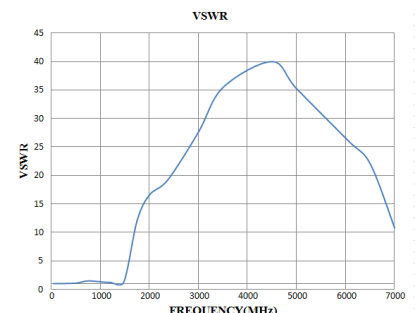
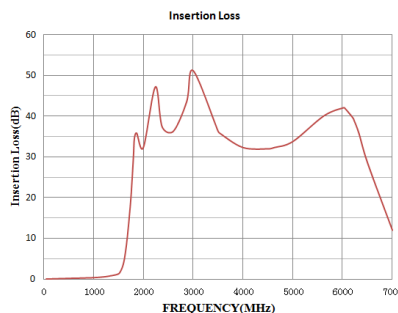
### Electrical Specifications<sup>(1)</sup> at 25°C

Parameter		Frequency (MHz)	MIN	Typ.	MAX	Unit
Pass Band	Insertion Loss	DC-1200	-	0.8	1.2	dB
	Freq. Cut-off	1580	-	3.0	-	dB
	VSWR	DC-1200	-	1.2	1.5	:1
Stop Band	Rejection Loss	1800	20	30	-	dB
		2000-6000	20	30	-	dB
		6500	18	28	-	dB

(1) Test on our Demo Board.

### Typical Performance at 25°C

Frequency (MHz)	Insertion Loss (dB)	VSWR (:1)
50	0.05	1.02
500	0.21	1.12
750	0.29	1.5
1200	0.58	1.24
1480	28.23	1.32
1750	20.06	12.06
2000	32.35	16.57
2375	37.45	19.21
3000	51.20	27.58
3500	36.34	35.43
4500	32.02	39.97
5000	33.81	35.25
6050	41.90	26.13
6500	28.59	22.10
7000	12.04	10.81



### Notes

- The specifications are tested at 25°C±5°C, relative humidity 55~75%.
- Other quality and characteristic not specify in this datasheet. Please contact us for detail requirements.



Well Genius Technology (Shanghai) LTD.

Room 904, Block B, Hi-Tech Building, No.900 Yi Shan Rd, Shanghai, P.R.C Tel: (021) 6495 8888 Fax: (021) 5423 5889 Zip Code: 200233