

# Low Pass Filter

WGLL-00900

50Ω

DC to 900 MHz

Ver. D  
2017.11.1

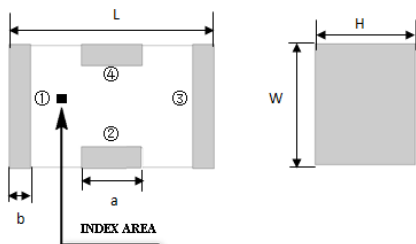
## Maximum Rating

Operating Temperature	-55°C~+100°C
Storage Temperature	-55°C~+100°C
RF Input Power	5W max at 25°C

## Pin Connections

RF Input	1
RF Output	3
Ground	2,4

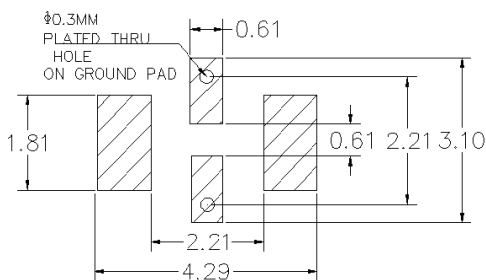
## Outline Drawing



## Outline Dimension(mm)

W	L	H
1.6±0.2	3.2±0.2	1.0±0.2
a	b	
0.8±0.1	0.5±0.1	

## PCB Land Pattern(mm)



SUGGESTED LAYOUT


TOLERANCE TO BE WITHIN ±0.05mm

## Features

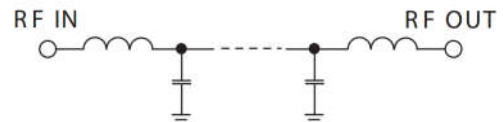
- High Performance
- Small Size
- Wide Band
- Ultra Low I.L.
- Temperature Stable
- LTCC Structure

## Application

- Harmonic Rejection
- Transmitters/Receivers
- Lab Use



RoHS Compliant



Functional Schematic

## Electrical Specifications<sup>(1)</sup> at 25°C

Parameter		Frequency (MHz)	MIN	Typ.	MAX	Unit
Pass Band	Insertion Loss	DC-900	-	1.1	1.3	dB
	Freq. Cut-off	980	-	3.0	-	dB
	VSWR	DC-900	-	1.2	1.5	:1
Stop Band	Rejection Loss	1400	20	30	-	dB
		1450-5400	20	30	-	dB
		6500	15	25	-	dB

(1) Test on our Demo Board.

## Typical Performance at 25°C

Frequency (MHz)	Insertion Loss (dB)	VSWR (:1)
50	0.08	1.03
500	0.38	1.26
900	1.12	1.23
1075	15.49	9.10
1275	28.23	22.92
1300	29.38	23.83
1350	32.54	27.61
2260	57.20	46.41
3370	36.27	45.65
4840	40.35	28.08
5000	38.30	25.73
5200	36.79	23.36
6500	25.13	21.10
7000	22.15	20.09
8000	23.48	18.09



## Notes:

- The specifications are tested at 25°C±5°C, relative humidity 55~75%.
- Other quality and characteristic not specify in this datasheet. Please contact us for detail requirements.



Well Genius Technology (Shanghai) LTD.

Room 904, Block B, Hi-Tech Building, No.900 Yi Shan Rd, Shanghai, P.R.C Tel: (021) 6495 8888 Fax: (021) 5423 5889 Zip Code: 200233