

Low Pass Filter

WGLL-00530

50Ω

DC to 530 MHz

Ver. B

2020.08.10

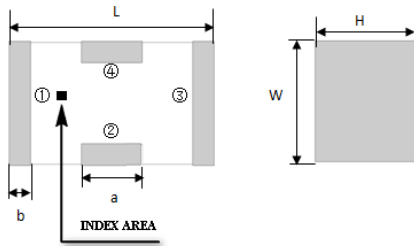
Maximum Rating

Operating Temperature	-55°C~+100°C
Storage Temperature	-55°C~+100°C
RF Input Power	5W max at 25°C

Pin Connections

RF Input	1
RF Output	3
Ground	2,4

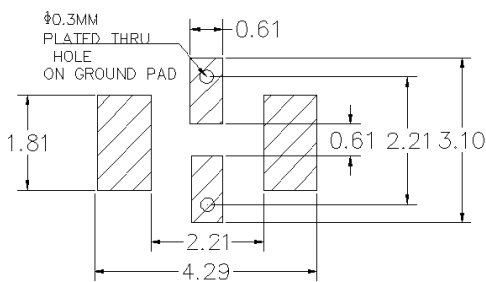
Outline Drawing



Outline Dimension(mm)

W	L	H
1.6±0.2	3.2±0.2	1.0±0.2
a	b	
0.8±0.1	0.5±0.1	

PCB Land Pattern(mm)



SUGGESTED LAYOUT


TOLERANCE TO BE WITHIN ±0.05mm

Features

- High Performance
- Small Size
- Wide Band
- Ultra Low I.L.
- Temperature Stable
- LTCC Structure

Application

- Harmonic Rejection
- Transmitters/Receivers
- Lab Use



RoHS Compliant



Functional Schematic

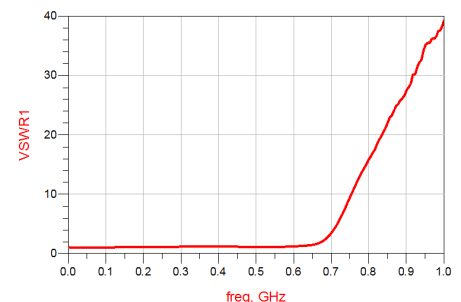
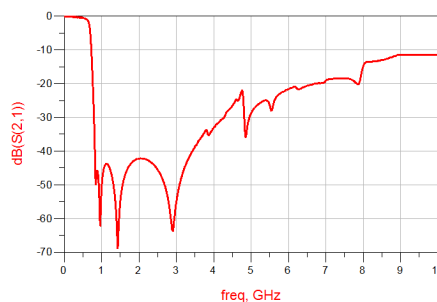
Electrical Specifications⁽¹⁾ at 25°C

Parameter	Frequency (MHz)	MIN	Typ.	MAX	Unit
Pass Band	Insertion Loss	-	0.8	1.2	dB
	Freq. Cut-off	-	3.0	-	dB
	VSWR	DC-530	-	1.2	1.5
Stop Band	Rejection Loss	800	20	25	dB
		820-3400	30	40	dB
		5000	15	25	dB

(1) Tested on Demo Board.

Typical Performance at 25°C

Frequency (MHz)	Insertion Loss (dB)	VSWR (:1)
50	0.097	1.04
100	0.142	1.05
500	0.578	1.10
530	0.662	1.12
670	2.72	1.84
800	31.96	15.84
910	48.03	28.4
1000	50.64	39.18
1200	44.6	61.96
1500	55.76	82.15
1700	45.14	89.59
2500	45.61	98.44
3000	54.8	101.4
4000	33.07	72.76
6000	21.68	38.76



Notes

- The specifications are tested at 25°C±5°C, relative humidity 55~75%.
- Other quality and characteristic not specify in this datasheet. Please contact us for detail requirements.



Well Genius Technology (Shanghai) LTD.

Room 904, Block B, Hi-Tech Building, No.900 Yi Shan Rd, Shanghai, P.R.C Tel: (021) 6495 8888 Fax: (021) 5423 5889 Zip Code: 200233