

Low Pass Filter

WGLL-03600

50Ω

DC to 3600 MHz

Ver. A

2019.05.13

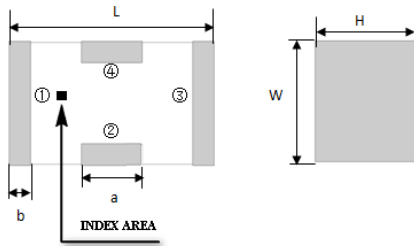
Maximum Rating

Operating Temperature	-55°C~+100°C
Storage Temperature	-55°C~+100°C
RF Input Power	5W max at 25°C

Pin Connections

RF Input	1
RF Output	3
Ground	2,4

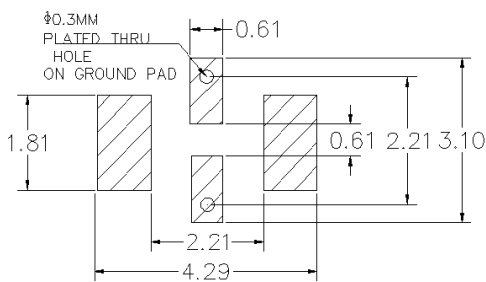
Outline Drawing



Outline Dimension(mm)

W	L	H
1.6±0.2	3.2±0.2	1.0±0.2
a	b	
0.8±0.1	0.5±0.1	

PCB Land Pattern(mm)



SUGGESTED LAYOUT


TOLERANCE TO BE WITHIN ±0.05mm

Features

- High Performance
- Small Size
- Wide Band
- Ultra Low I.L.
- Temperature Stable
- LTCC Structure

Application

- Harmonic Rejection
- Transmitters/Receivers
- Lab Use



RoHS Compliant



Functional Schematic

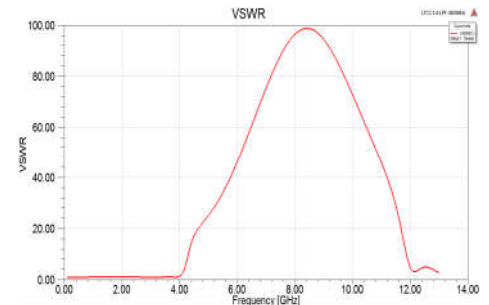
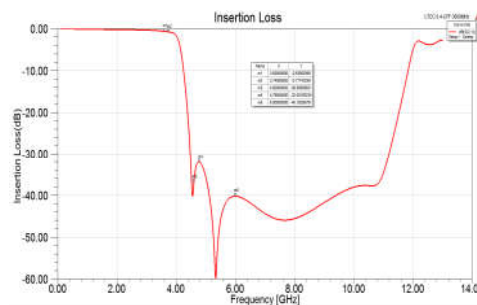
Electrical Specifications⁽¹⁾ at 25°C

Parameter	Frequency (MHz)	MIN	Typ.	MAX	Unit	
Pass Band	Insertion Loss	DC-3600	-	0.9	1.2	dB
	Freq. Cut-off	4090	-	3.0	-	dB
	VSWR	DC-3600	-	1.2	1.5	:1
Stop Band	Rejection Loss	4500	20	30	-	dB
		4790-6000	20	30	-	dB
		8000	20	30	-	dB

(1) Tested on Demo Board.

Typical Performance at 25°C

Frequency (MHz)	Insertion Loss (dB)	VSWR (:1)
100	0.07	1.02
500	0.09	1.08
1000	0.14	1.14
2000	0.23	1.18
3000	0.35	1.2
3600	0.74	1.17
4000	1.63	1.45
4100	3.32	5.56
4500	33.1	17.18
3500	36.34	35.43
4500	32.02	39.97
6000	40.2	46.23
7000	44.32	75.4
8000	45.53	96.4
9000	41.7	94.4



Notes

- The specifications are tested at 25°C±5°C, relative humidity 55~75%.
- Other quality and characteristic not specify in this datasheet. Please contact us for detail requirements.



Well Genius Technology (Shanghai) LTD.

Room 904, Block B, Hi-Tech Building, No.900 Yi Shan Rd, Shanghai, P.R.C Tel: (021) 6495 8888 Fax: (021) 5423 5889 Zip Code: 200233