

# Low Pass Filter

## WGLL-00320

50Ω

DC to 320 MHz

Ver. B  
2020.12.5

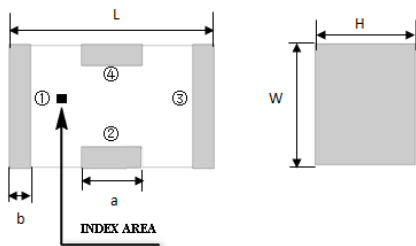
### Maximum Rating

Operating Temperature	-55°C~+100°C
Storage Temperature	-55°C~+100°C
RF Input Power	10W max at 25°C

### Pin Connections

RF Input	1
RF Output	3
Ground	2,4

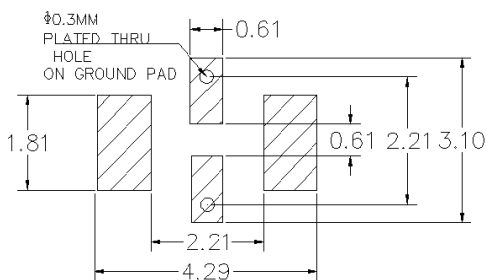
### Outline Drawing



### Outline Dimension(mm)

W	L	H
1.6±0.2	3.2±0.2	1.0±0.2
a	b	
0.8±0.1	0.5±0.1	

### PCB Land Pattern(mm)




### SUGGESTED LAYOUT

TOLERANCE TO BE WITHIN ±0.05mm

### Features

- High Performance
- Small Size
- Wide Band
- Ultra Low I.L.
- Temperature Stable
- LTCC Structure



RoHS Compliant

### Application

- Harmonic Rejection
- Transmitters/Receivers
- Lab Use



Functional Schematic

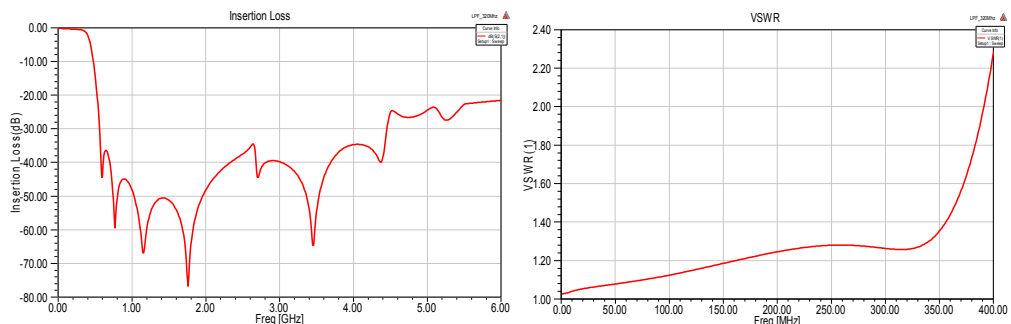
### Electrical Specifications<sup>(1)</sup> at 25°C

Parameter	Frequency (MHz)	MIN	Typ.	MAX	Unit	
Pass Band	Insertion Loss	DC-320	-	0.8	1.0	dB
	Freq. Cut-off	460	-	3.0	-	dB
	VSWR	DC-320	-	1.2	1.5	:1
Stop Band	Rejection Loss	560	20	30	-	dB
		640-2500	30	40	-	dB
		5300	20	30	-	dB

(1) Tested on Demo Board.

### Typical Performance at 25°C

Frequency (MHz)	Insertion Loss (dB)	VSWR (:1)
50	0.25	1.03
100	0.29	1.08
320	0.88	1.23
360	1.33	1.48
460	8.40	6.61
535	23.76	12.05
560	32.26	12.00
580	40.89	11.78
640	36.48	11.07
1100	53.52	34.79
1500	45.41	56.70
2500	44.58	68.77
3500	58.54	81.49
5300	31.15	56.66
6000	26.05	45.83



### Notes

- The specifications are tested at 25°C±5°C, relative humidity 55~75%.
- Other quality and characteristic not specify in this datasheet. Please contact us for detail requirements.



Well Genius Technology (Shanghai) LTD.

Room 904, Block B, Hi-Tech Building, No.900 Yi Shan Rd, Shanghai, P.R.C Tel: (021) 6495 8888 Fax: (021) 5423 5889 Zip Code: 200233