

# Low Pass Filter

## WGLL-03000

50Ω

DC to 3000 MHz

Ver. A

2019.07.12

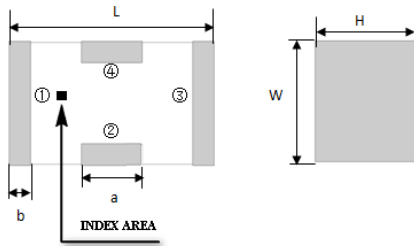
### Maximum Rating

Operating Temperature	-55°C~+100°C
Storage Temperature	-55°C~+100°C
RF Input Power	5W max at 25°C

### Pin Connections

RF Input	1
RF Output	3
Ground	2,4

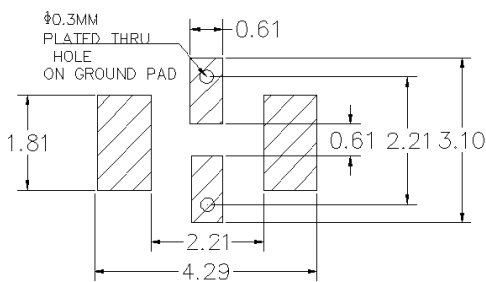
### Outline Drawing



### Outline Dimension(mm)

W	L	H
1.6±0.2	3.2±0.2	1.0±0.2
a	b	
0.8±0.1	0.5±0.1	

### PCB Land Pattern(mm)



SUGGESTED LAYOUT

TOLERANCE TO BE WITHIN ±0.05mm

### Features

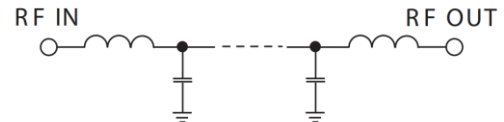
- High Performance
- Small Size
- Wide Band
- Ultra Low I.L.
- Temperature Stable
- LTCC Structure

### Application

- Harmonic Rejection
- Transmitters/Receivers
- Lab Use



RoHS Compliant



Functional Schematic

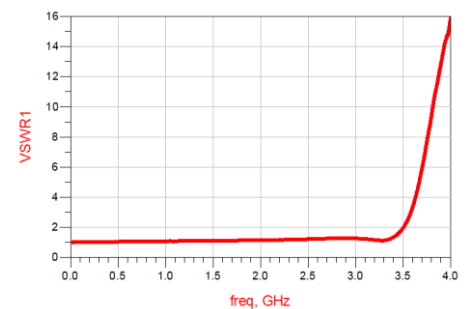
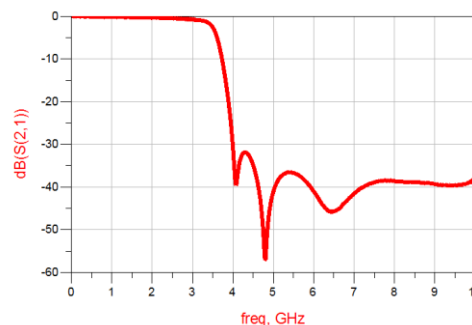
### Electrical Specifications<sup>(1)</sup> at 25°C

Parameter		Frequency (MHz)	MIN	Typ.	MAX	Unit
Pass Band	Insertion Loss	DC-3000	-	0.8	0.9	dB
	Freq. Cut-off	3520	-	3.0	-	dB
	VSWR	DC-3000	-	1.2	1.5	:1
Stop Band	Rejection Loss	4200-6000	25	30	-	dB
		8000	20	30	-	dB

(1) Tested on Demo Board.

### Typical Performance at 25°C

Frequency (MHz)	Insertion Loss (dB)	VSWR (:1)
100	0.036	1.02
1000	0.19	1.08
2000	0.371	1.14
3000	0.788	1.27
3500	2.61	1.96
4000	30.8	15.8
4800	57.00	29.15
5000	41.14	32.48
5500	36.6	40.39
6000	41.1	46.63
6500	45.8	51.33
7000	41.55	52.35
8000	38.6	47.21
9000	39.36	40.29
10000	38.24	34.77



### Notes

- a. The specifications are tested at 25°C ±5°C, relative humidity 55~75%.  
 b. Other quality and characteristic not specify in this datasheet.  
 Please contact us for detail requirements.



Well Genius Technology (Shanghai) LTD.