

Low Pass Filter

WGLL-02850

50Ω

DC to 2800 MHz

Ver. A
2021.3.19

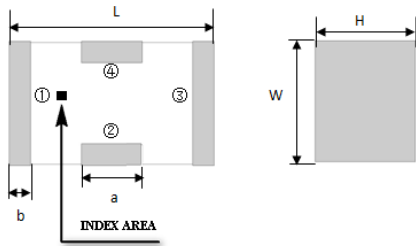
Maximum Rating

Operating Temperature	-55°C~+100°C
Storage Temperature	-55°C~+100°C
RF Input Power	10W max at 25°C

Pin Connections

RF Input	1
RF Output	3
Ground	2,4

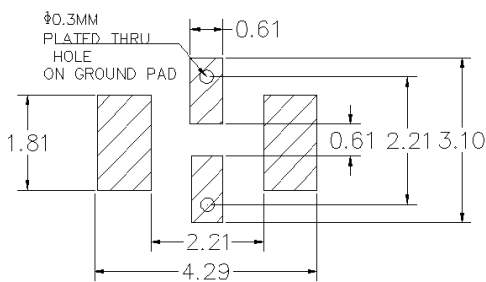
Outline Drawing



Outline Dimension(mm)

W	L	H
1.6±0.2	3.2±0.2	1.0±0.2
a	b	
0.8±0.1	0.5±0.1	

PCB Land Pattern(mm)



SUGGESTED LAYOUT


TOLERANCE TO BE WITHIN ±0.05mm

Features

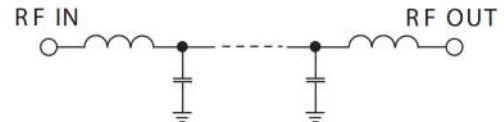
- High Performance
- Small Size
- Wide Band
- Ultra Low I.L.
- Temperature Stable
- LTCC Structure

Application

- Harmonic Rejection
- Transmitters/Receivers
- Lab Use



RoHS Compliant



Functional Schematic

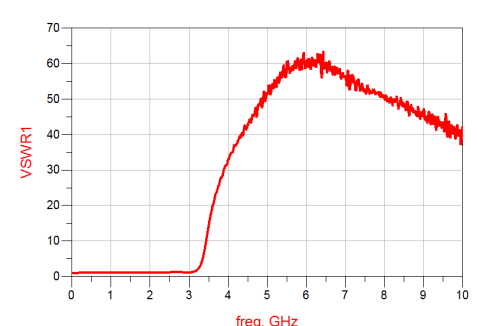
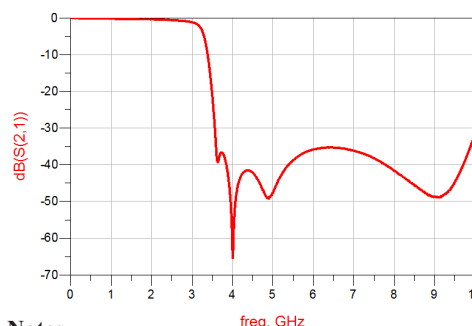
Electrical Specifications⁽¹⁾ at 25°C

Parameter		Frequency (MHz)	MIN	Typ.	MAX	Unit
Pass Band	Insertion Loss	DC-2800	-	0.8	1.0	dB
	Freq. Cut-off	3230	-	3.0	-	dB
	VSWR	DC-2800	-	1.2	1.5	:1
Stop Band	Rejection Loss	4000	25	35	-	dB
		4200-7400	20	30	-	dB
		9000	15	25	-	dB

(1) Tested on Demo Board.

Typical Performance at 25°C

Frequency (MHz)	Insertion Loss (dB)	VSWR (:1)
1	0.02	1.01
500	0.12	1.05
1300	0.24	1.12
2100	0.40	1.12
2800	0.82	1.21
3150	1.89	1.49
3775	37.14	26.51
3900	43.66	30.54
4400	41.49	41.61
5600	37.83	58.97
6400	35.25	58.88
6800	35.69	57.21
7800	40.21	52.07
8400	44.70	49.62
9000	48.60	46.50



Notes

- The specifications are tested at 25°C±5°C, relative humidity 55~75%.
- Other quality and characteristic not specify in this datasheet. Please contact us for detail requirements.



Well Genius Technology (Shanghai) LTD.

Room 904, Block B, Hi-Tech Building, No.900 Yi Shan Rd, Shanghai, P.R.C Tel: (021) 6495 8888 Fax: (021) 5423 5889 Zip Code: 200233