

Low Pass Filter

WGLL-02500

50Ω

DC to 2500 MHz

Ver. C
2018.11.9

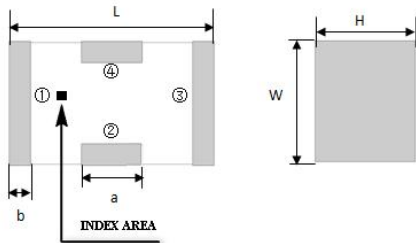
Maximum Rating

Operating Temperature	-55°C~+100°C
Storage Temperature	-55°C~+100°C
RF Input Power	5W max at 25°C

Pin Connections

RF Input	1
RF Output	2
Ground	3,4

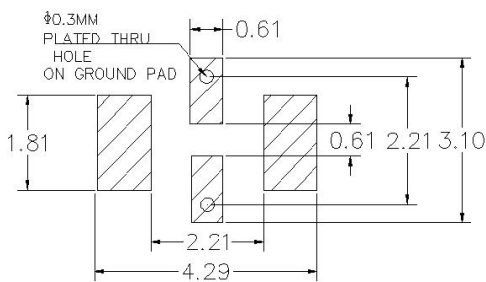
Outline Drawing



Outline Dimension(mm)

W	L	H
1.6±0.2	3.2±0.2	1.0±0.2
a	b	
0.8±0.1	0.5±0.1	

PCB Land Pattern(mm)



SUGGESTED LAYOUT


TOLERANCE TO BE WITHIN ±0.05mm

Features

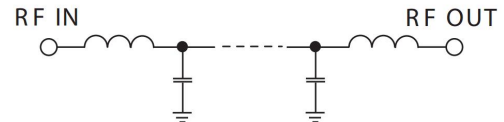
- High Performance
- Small Size
- Wide Band
- Ultra Low I.L.
- Temperature Stable
- LTCC Structure

Application

- Harmonic Rejection
- Transmitters/Receivers
- Lab Use



RoHS Compliant



Functional Schematic

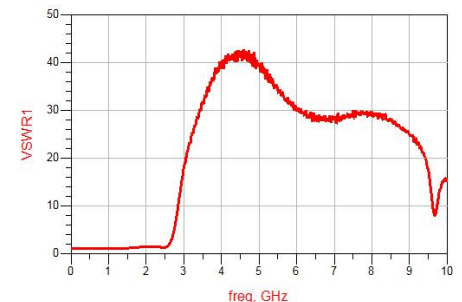
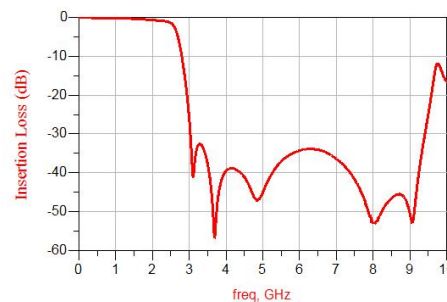
Electrical Specifications⁽¹⁾ at 25°C

Parameter	Frequency (MHz)	MIN	Typ.	MAX	Unit	
Pass Band	Insertion Loss	DC-2500	-	1.1	1.3	dB
	Freq. Cut-off	3075	-	3.0	-	dB
	VSWR	DC-2500	-	1.2	1.5	:1
Stop Band	Rejection Loss	3675	20	30	-	dB
		3800-6100	25	35	-	dB
		8000	20	30	-	dB

(1) Test on our Demo Board.

Typical Performance at 25°C

Frequency (MHz)	Insertion Loss (dB)	VSWR (:1)
50	0.04	1.01
500	0.15	1.03
1000	0.24	1.03
2000	0.73	1.48
2500	1.16	1.31
3050	31.05	19.62
3500	38.32	31.55
3600	46.01	33.32
4000	37.30	38.96
5000	45.67	39.83
6000	37.42	29.90
7000	39.65	28.41
8000	50.38	29.70
9000	44.61	24.80
10000	15.71	15.46



Notes:

- The specifications are tested at 25°C±5°C, relative humidity 55~75%.
- Other quality and characteristic not specify in this datasheet. Please contact us for detail requirements.



Well Genius Technology (Shanghai) LTD.

Room 904, Block B, Hi-Tech Building, No.900 Yi Shan Rd, Shanghai, P.R.C Tel: (021) 6495 8888 Fax: (021) 5423 5889 Zip Code: 200233