

# Low Pass Filter

## WGLL-02250

50Ω

DC to 2250 MHz

Ver. F  
2017.11.1

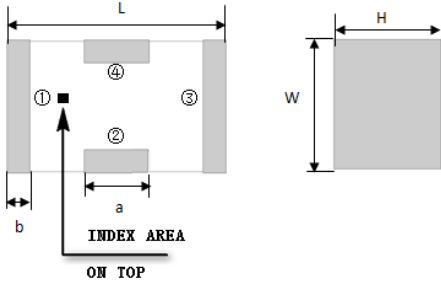
### Maximum Rating

Operating Temperature	-55°C~+100°C
Storage Temperature	-55°C~+100°C
RF Input Power	5W max at 25°C

### Pin Connections

RF Input	1
RF Output	3
Ground	2,4

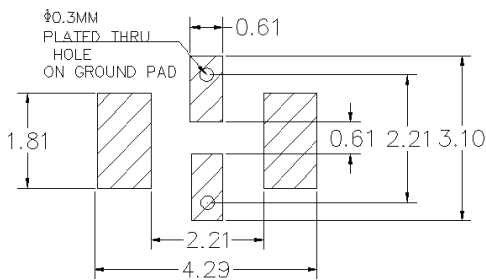
### Outline Drawing



### Outline Dimension(mm)

W	L	H
1.6±0.2	3.2±0.2	1.0±0.2
a	b	
0.8±0.1	0.5±0.1	

### PCB Land Pattern(mm)



### SUGGESTED LAYOUT


TOLERANCE TO BE WITHIN ±0.05mm

### Features

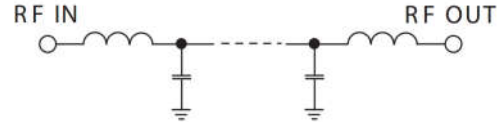
- High Performance
- Small Size
- Wide Band
- Ultra Low I.L.
- Temperature Stable
- LTCC Structure

### Application

- Harmonic Rejection
- Transmitters/Receivers
- Lab Use



RoHS Compliant



Functional Schematic

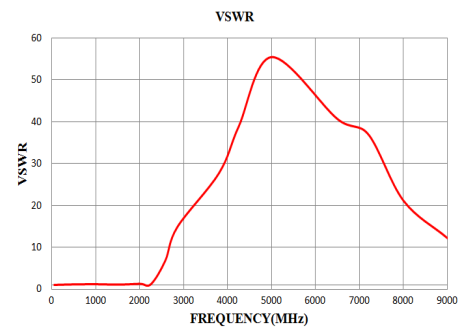
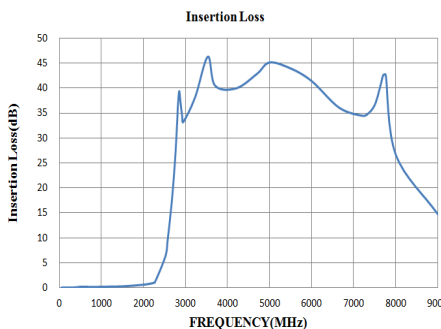
### Electrical Specifications<sup>(1)</sup> at 25°C

Parameter		Frequency (MHz)	MIN	Typ.	MAX	Unit
Pass Band	Insertion Loss	DC-2250	-	1.1	1.3	dB
	Freq. Cut-off	2425	-	3.0	-	dB
	VSWR	DC-2250	-	1.2	1.5	:1
Stop Band	Rejection Loss	2850	25	35	-	dB
		3000-6000	20	30	-	dB
		7200	20	30	-	dB

(1) Test on our Demo Board.

### Typical Performance at 25°C

Frequency (MHz)	Insertion Loss (dB)	VSWR (:1)
50	0.07	1.01
500	0.15	1.13
1000	0.24	1.18
1500	0.33	1.08
2000	0.67	1.26
2250	1.06	1.19
2575	9.64	6.76
2850	39.45	14.81
3800	39.49	27.72
4250	40.28	38.91
5000	45.21	55.43
6500	37.17	40.59
7200	34.53	36.95
8000	26.73	21.1
9000	14.79	12.18



### Notes

- The specifications are tested at 25°C±5°C, relative humidity 55~75%.
  - Other quality and characteristic not specify in this datasheet.
- Please contact us for detail requirements.



**Well Genius Technology (Shanghai) LTD.**

Room 904, Block B, Hi-Tech Building, No.900 Yi Shan Rd, Shanghai, P.R.C Tel: (021) 6495 8888 Fax: (021) 5423 5889 Zip Code: 200233